

Empowering People

SPINA BIFIDA

COALITION OF CINCINNATI

2015 REPORT



**Hosted
29 Events**

Raised \$113,000

**Engaged
Over
100 Volunteers**



ADVOCATE

Shared ABLE Act Campaign with Clients
Participated in the ADA 25th Anniversary Celebration
Board Member Spoke at National Association of University Centers on Disabilities Conference
4 Members Sit on Hospital Advisory Councils



EDUCATE

10 Touchpoints Education Packets Sent
3 Families Assisted in Attending SB Conference
Member of Transition Bootcamp Planning Team
Board Member Presented at Regional SB Conference
2 Board Members Attended Leadership Education in Neurodevelopment Disabilities Training



CONNECT

13 Teens Went to Empowerment Camp
450 Paper Newsletters Delivered
Biweekly Eblasts Sent
5 Support Meetings Held
7 Social Events Hosted
46 Adult Members of Facebook Support Group
81 Parent Members of Facebook Support Group



SUPPORT

24 Camp and Recreation Scholarships Given
10 Direct Assistance Scholarships Given
2 Post-Secondary Scholarships Granted
1 Auto Modification Paid
3 Adapted Recreation Programs Supported
300 Treat Bags Given to Patients at MM Clinic
80 In-Room Hospital Meals Provided for Parents
20 Mylar Balloons Sent to Hospitalized Children



SBCC MISSION

The Coalition's mission is to promote and enhance the lives of all affected by Spina Bifida.

SBCC VISION

Empowering People. People with Spina Bifida can achieve their maximum potential with support, information, and accommodations through: education, parental support, social networking, advocacy and public awareness.

SBCC Service Area

The Spina Bifida Coalition of Cincinnati services southern Ohio, southeastern Indiana and northern Kentucky, including Adams, Boone, Brown, Butler, Campbell, Clermont, Clinton, Dearborn, Franklin, Hamilton, Highland, Jefferson, Kenton, Ohio, Ripley, Switzerland and Warren counties.

Who We Serve

Designed to be a family support organization, SBCC endeavors to provide support in a variety of ways to segments of our population. Here is a brief overview of that service:

- Newly diagnosed families - Families children less than 3 years old
- Families with children with SB from 3 years old through Kindergarten
- Families with elementary school aged children with SB
- Families with middle school aged children with SB
- Families with high school aged children with SB
- Teen girls with SB Young adults with SB (transitioning to college/independent living/out of high school)
- Adult women and men with SB.
- Parents of adults with SB. Advocacy for the general disabled population

Who We Are

The Spina Bifida Coalition of Cincinnati is a 501(c)3 organization working since 1973 to enrich the lives of those affected by Spina Bifida. We are parents, professionals and adults with Spina Bifida collaborating to offer programs and resources to families in the tri-state.





There are currently approximately **450** families identified in our Data base indicating that they are a parent/caregiver or individual with SB.

Our partners at the Center for Spina Bifida at Cincinnati Children's Hospital Medical Center indicate that this number is not far off from the families seen through the Clinic. We have recently initiated a "Treat bag" for distribution at CCHMC clinic visits. This includes current information and contact information for our coalition. This will be assessed after one year to gauge the identified goals of: Creating avenues of engagement for our families and developing a better connection with the clinic staff.

In 2015 we made over **1000** connections with family members.

(A connection would be where the family member either participated in or received support from this coalition. This does include some participation with the same person at several incidences.)

2015 Highlights

<p>Social Events - There were 18 events held over the course of the year that gave our families the opportunity to be together to learn, and support each other. These events supported by the attendance of people build community and often feature different locations around the city and included participation in other group events such as attending a baseball game with the educational aspects. These events included holiday themed parties for families as well as 6 meetings geared towards education.</p>	
<p>Newsletter - A hard copy of our newsletter was printed and mailed to approximately 450 addresses three times in 2015. Electronic copies are available on our website to over 6000 constituents.</p>	
<p>Touchpoints The packages were a focus of new outreach to various segments of our community. Recipients of past gifts were contacted and sent updates.</p>	
<p>Outreach: Outreach to families was refreshed this year with a new approach. In addition to the meal tickets and balloons that we share with inpatient families the Clinic Treat Bags were designed. The bags contain a couple of snacks and water and are delivered to every family as they visit the CCHMC Center for Spina Bifida Clinic. The visits are usually long and often come after a morning of testing. The bags are also containing information about the Coalition. We feel that this is a win-win for a collaboration between Clinic and Coalition. Approximately 40 bags every month were used between June and December. The total number of families members impacted by our Outreach efforts is 580</p>	
<p>Family Support: SBCC provides dedicated time for our families gather to share their ongoing trials and joys. These opportunities have been offered as both social and educational gatherings. Gatherings for moms, dads, and families have been offered. There were approximately 47 families involved in 2015.</p>	
<p>Community Outreach: SBCC was invited by ReelAbilities to host one of the Films for the festival in early March. The Museum Center was the chosen venue. Our families, board members and invited guests were treated to the film Fixed. Over 100 attendees participated in this and some of the other showings. Another opportunity for SBCC to reach new community members happened when participating in dunnhumby Charity Fair. Chosen of one of dunnhumby charity partners for the year, funds were donated and relationships formed to assist SBCC with creating new brochures for our signature Walk Roll.</p>	

Collaborative Programs by joining with other local agencies, we are better able to provide our families with the resources and knowledge that they need to raise active and healthy children. These collaborative programs also allow us to ensure that the best programming possible is available to our families. By participation in the Parent Group Collaborative and the ucedd's Transition Bootcamp SBCC fulfills the mission of Empowering People.



Teen Programs Initiating new programing in 2014, our teen girl population was invited to participate in multiple sessions dedicated to helping them grow into strong independent young ladies. The session participants learn from each other and guest speakers. The pathway to independence for these young ladies will be one that they can achieve with help and guidance.



Camp Joy: This coalition believes in the benefits of getting our kids to camp. We provide this opportunity in collaboration with Camp Joy in Clarksville OH. We have over 100 children since 2011 and the fees of \$3500 are not recorded as a direct expense. Between the ages of 10 and 20 that agreement with Camp Joy includes a promise of payment for 20 campers annually.



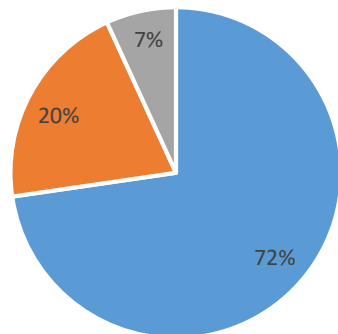
Advocacy: At the heart of our mission is to promote and enhance the lives of all affected by Spina Bifida. In an effort to have the best information and most effective means of dealing with Spina Bifida, the Executive Director has participated in trainings and conferences to bring best practices for healthcare and organizational structure. One of the results has been updated print materials for distribution. This expense is a valuable tool for building a strong and sustainable organization.

Scholarships: One way we support the families in our community is to provide scholarships to pay for camp and recreation opportunities, post-secondary scholarships, conference fees and direct aid to cover rent and utilities when families find themselves financially challenged. These funds are a direct support to families.

Spina Bifida Coalition Of Cincinnati	
Balance Sheet	
As of December 31, 2015	
	Total
ASSETS	
Current Assets	
Bank Accounts	
1001 Fifth Third Bank Operating Account	\$61,355.12
1003 Fifth Third Bank Geier Account	\$2,195.20
1031 UBS Unrestricted Investment	\$56,855.30
1034 UBS Post Secondary Scholarship Fund	\$24,223.32
Total Bank Accounts	\$144,628.94
Other current assets	
1050 Securities Held for Disposition	\$0.00
Total Other current assets	\$0.00
Total Current Assets	\$144,628.94
Fixed Assets	
1501 Furniture and Fixtures	\$8,151.71
1502 Accumulated Depreciation	-\$7,139.91
Total 1501 Furniture and Fixtures	\$1,011.80
Total Fixed Assets	\$1,011.80
TOTAL ASSETS	\$145,640.74
LIABILITIES AND EQUITY	
Liabilities	
Current Liabilities	
Other Current Liabilities	
2150 Interfund Payable (Receivable)	\$0.00
Total Other Current Liabilities	\$0.00
Total Current Liabilities	\$0.00
Total Liabilities	\$0.00
Equity	
3000 Opening Balance Equity {3}	\$0.00
3100 Unrestricted Net Assets	\$112,600.79
3200 Temporarily Restricted Net Assets	
3234 Post Secondary Fund	\$24,585.13
3235 Henry Geier Driving Fund	\$2,695.20
Total 3200 Temporarily Restricted Net Assets	\$27,280.33
Net Income	\$5,759.62
Total Equity	\$145,640.74
TOTAL LIABILITIES AND EQUITY	\$145,640.74

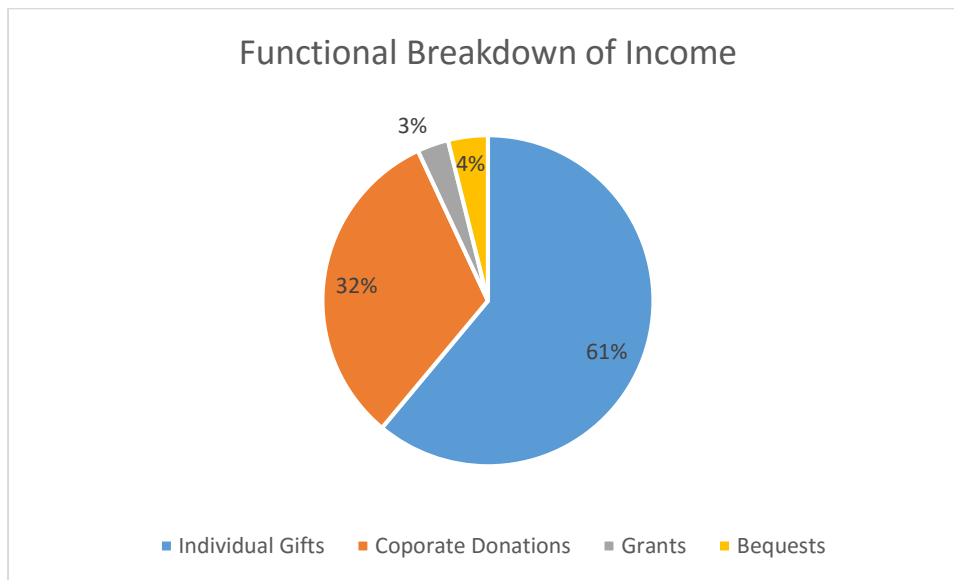
Expenses	
5000 Salaries	44,363.92
5001 Payroll Tax & Workers Comp	3,645.98
5025 Accounting/Audit Fees	1,474.77
5040 Bank Fees	2,878.08
5045 Consultant	258.75
5060 Employee Training	119.00
5061 Board Development	2,326.50
5076 Depreciation Expense	674.56
5085 Insurance	1,777.00
5105 Licenses & Fees	950.08
5115 Meetings Events	8,980.22
5135 Postage Delivery	2,769.79
5140 Printing Reproduction	8,768.47
5150 Rent	7,264.77
5151 Scholarships & Awards	10,228.11
5152 Resource Materials	3,985.64
5155 Organizational Support	800.00
5165 Supplies	1,106.66
5175 Telephone	2,403.63
5180 Travel - Staff	269.12
5195 Website Hosting	3,504.79
Total Expenses	\$ 108,549.84

Functional Breakdown of Expenses



■ \$78,243 ■ \$22,010 ■ \$7,372

Income	
4001 Individual Contributions	66,098.66
4002 Corporate Funds & Donations	2,106.10
4003 Grants	3,500.00
4004 Program Fees and Sales	739.00
4005 Organization Contribution	1,166.64
4006 Sponsorships	31,377.35
4016 Matching Gifts	1,735.00
4025 Scholarships	500.00
4030 Memorials	4,377.10
4031 Honorariums	66.00
4040 Donated Goods & Services	2,456.75
4105 Investment Income	3,432.82
4111 Unrealized Gain (Loss)	-3,245.96
Total Income	\$ 114,309.46





Board Chair
Benjamin "Rocky" Byington

734-845-0364
benjamin.byington@cchmc.org
Cincinnati Children's Hospital
Senior Research Compliance
Specialist
Term 2012-2015



Board Secretary
Diane Burns

513-608-3499
dburns@sbccincy.org

Program Director
Executive Director for 9 years
Term 2012-2015

Photo Unavailable

Director at Large
Jessica Kahny

812-577-0753
jakahny@gmail.com
Term 2014 -2017



Boad Treasurer
David Arvin

937-886-0639
david.arvin#emcbc.doe.gov
Term 2013 -2016



Director at Large
Amy Saalfeld Delgado

352-219-9571
asaalfeld@gmail.com
Proctor and Gamble
Marketing and Finance
Term 2013-2016



Director at Large
Jesse Jennike-Godschalk

513-708-2690
Term 2014-2017



Vice-Chair
John Munnis

513-652-5014
johnmsbox@msn.com
Term 2013-2016



Director at Large
Dave Albert

513-923-1514
djalbert@cinci.rr.com
Term 2013 - 2016

Executive Director



Beth Yantek
644 Linn Street, Suite
635
Cincinnati, OH 45203
513-923-1378
byantek@sbccincy.org

Fundraising Manager



Deneen Day Wolber
644 Linn Street, Suite 635
Cincinnati, OH 45203
513-923-1378
dwolber@sbccincy.org

Program Manager



Katie Black
644 Linn Street, Suite 635
Cincinnati, OH 45203
513-923-1378
kblack@sbccincy.org